

South Huntington Grades 6-12 Academic Programs 2018-2019



Silas Wood Sixth Grade Center

- **Dual Language Social Studies**
 - This course offers the sixth grade Social Studies curriculum, in Spanish, to students who were in the dual-language program.
- **1:1 Chromebook Initiative**
- **Social Studies and Science Virtual Advancement Placement (VAP) (1 section each)**
 - Student in this course will be provided research based instruction through advanced Google platform use.

[Mrs. McEntee's Period 6 VAP Class](#)

[Mr. Glassberg's Period 1 VAP Class](#)

Henry L. Stimson Middle School

- **Social Studies and English Research**

- This course follows the seventh and eighth grade curriculum, engaging students in active research within a blocked schedule setting (Collaboration with Sagamore Hill and South Huntington Public Library)




- **Mathematics Plus Program**

- This course follows the seventh and eighth grade curriculum, engaging students in the Integrated Co-Teaching Setting in a blocked schedule setting (90 minutes of instruction every other day)
- Allows for project based learning and greater amount of time to identify and close gaps in learning

- **Cradle of Aviation Experience**

Cohort of 7th Grade students that attend monthly trips to the Cradle of Aviation Museum

- The students engage in hands on STEM activities centered around aeronautics and space



SNAPSHOT OF STIMSON'S REGENTS DATA

Name of Exam	Passing Rate				Mastery Rate/College & Career Ready			
	2015/16	2016/17	2017/18	2018/19	2015/16	2016/17	2017/18	2018/19
Earth Science	100%	100%	100%	99%	75%	79%	90%	84%
Living Environment	NA	NA	100%	100%	NA	NA	63%	72%
Algebra I	100%	100%	100%	100%	96%	100%	97%	97%

WALT WHITMAN REGENTS SCORES

Name of Exam	Passing Rate				Mastery Rate/College & Career Ready			
	2014/15	2016/17	2017/18	2018/19	2014/15	2016/17	2017/18	2018/19
Earth Science	65%	88%	85%	83%	14%	45%	48%	42%
Living Environment	91%	83%	87%	87%	48%	42%	51%	44%
Chemistry	77%	80%	83%	87%	20%	23%	20%	25%
Physics	77%	90%	90%	89%	31%	37%	27%	35%
Alg 1 CC	73%	87%	91%	92%	1%	48%	53%	57%
Geometry CC	**48%	75%	85%	83%	**5%	28%	40%	37%
Alg 2 CC	**64%	81%	83%	86%	**21%	36%	39%	43%
Global Studies	85%	90%	*85%	*88%	48%	59%	*55%	*65%
U.S. History & Government	93%	93%	95%	89%	64%	63%	71%	59%
English CC	94%	91%	90%	93%	54%	75%	72%	76%

* New Global test format- Transition & New Framework

** Exam before CC

BILINGUAL/ENL REGENTS RESULTS

Course	Regents	Student Profile	Passing Rate
English 11	ELA	Newcomers & Long-Term ELLs	70%
Bilingual US History	US History	ELLs in 11 th Grade/3 rd or 4 th Year in the US	67%
Bilingual Living Environment	Living Environment	Newcomers/SIFE/9 th & 10 th Grade/2 nd or 3 rd Year in the US	64%
ENL Living Environment	Living Environment	Long-Term ELLs & ELLs at the Expanding or Commanding Level	64%
ENL Algebra I	Algebra I	Newcomers/SIFE/9 th & 10 th Grade/2 nd or 3 rd Year in the US	67%

Special Education Results

Course	Regents	Student Profile	Passing Rate 2016	Passing Rate 2019
English 11	ELA	ICT & Self-Contained	73%	81%
Global History	NF Global	ICT & Self-Contained	64%	69%
US History	US History	ICT & Self-Contained	73%	72%
Living Environment	Living Environment	ICT & Self-Contained	42%	70%
Algebra I	Algebra I	ICT & Self-Contained	87%	81%

FINAL PLANS OF THE GRADUATING CLASS OF 2019 (2015 COHORT)

Class Size – 426 Total Students Enrolled at WWHS (457 total registered- 31 enrolled in outside placements)

Graduates – 411 (96.40%)

Graduates Outside 2015 Cohort (5 year graduates)- 10

<u>Category</u>	<u>JUNE 2019</u>	<u>Percentage</u>
Four Year Colleges NYS	169	39.67%
Two Year Colleges NYS	155	36.40%
Four Year Colleges Outside NYS	67	15.72%
Two Year Colleges Outside NYS	2	0.47%
Other Post-Secondary School in NYS	4	0.94%
Employment	7	1.64%
Military	3	.70%
Other	19	4.46%
TOTALS	426	100%

****93.2% students attending post-secondary institutions after graduation**

DIPLOMA TYPES

	<u>Number of Students</u>	<u>Percentage</u>	
Regents Advanced	148	34.70%	
Regents Advanced Honors	80	18.78%	
Regents	165	38.73%	
Regents Honors	5	1.17%	
Local	13	3.05%	
Combined (ADV, REG, Local)	411	96.50%	
Regents Diplomas Total	398	93.43%	
Advanced Regents Diploma Rate	228	53.48%	
<hr/>			
TOTALS	411	96.50%	
<hr/>			
Total Math/Science Mastery	Math 0	Science 41	Math/Science 12

AP, VAP & Research Courses

VAP/ AP/ Research

In addition to our Regents and Advanced Classes, WWHS has been able to expand upon its previous programming to provide opportunities in the field of Research, Engineering and Computer Science.

Research- currently a 4 year program with 55 students. We maintain a partnership with Syracuse University for college credit at the 3rd and 4th year. Currently students are working closely with both the Brookhaven and Cold Spring Laboratories.

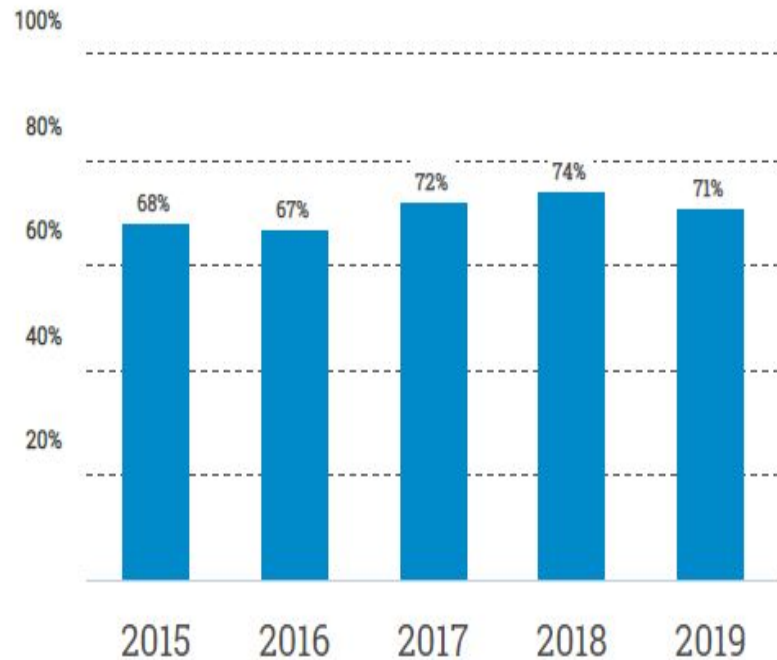
Computer Science- With the addition of the Cybersecurity lab we currently run the following courses: Intro to Computer Science, AP Computer Science A, AP Computer Science Principles, Cyber Security.

Engineering- We have recently partnered with Stony Brook University with our Principles of Engineering course. We also have expanded Robotics, AP Physics and AP Physics 2.

AP CAPSTONE

- AP Capstone™ is a diploma program from the College Board. It's based on two year long AP courses: AP Seminar and AP Research. Rather than teaching subject-specific content, these courses develop students' skills in research, analysis, evidence-based arguments, collaboration, writing, and presenting.
- Currently WWHS offers 30 AP courses and 25 College level courses offerings from institutions such as Stony Brook, Molloy, Farmingdale, Syracuse, Suffolk Community and Saint Johns.

% OF TOTAL AP STUDENTS WITH SCORES 3+



SCHOOL SUMMARY

	2015	2016	2017	2018	2019
Total AP Students	434	465	457	492	540
Number of Exams	758	856	807	872	947
AP Students with Scores 3+	296	311	331	365	385
% of Total AP Students with Scores 3+	68.0	67.0	72.0	74.0	71.0

Whitman Average: 71%
State Average: 62.8%
Global/National Average: 62.5%

Total AP Students in Your School: 540

Totals for this View ?	1	2	3	4	5	Total Exams
Number of Exams	57	208	273	272	137	947
Percentage of Total Exams	6%	22%	29%	29%	14%	100%
Number of AP Students	56	182	222	215	94	

Gender	Total	12th	11th	10th	9th
Male	240	80	61	68	31
Female	300	92	101	68	39

AP Highlights

- 1. The total number of exams taken by Hispanic students has risen by 38% over the last 5 years.**
 - a. 2015- 122 AP tests taken by Hispanic students with a 57% pass rate (3 or higher)**
 - b. 2019- 194 AP tests taken by Hispanic students with a 70% pass rate (3 or higher)**

- 2. The total number of Black students taking AP exams has risen by 40% over the last 5 years**
 - a. 2015- 45 AP tests taken by Black students with a 57% pass rate (3 or higher)**
 - b. 2019- 74 AP tests taken by Black students with a 73% pass rate (3 or higher)**

- 3. In 2019 10% of students taking AP exams are classified with either an IEP or 504 plan.**

- 4. The total number of exams taken by low income students has risen by 82% over the last 5 years**
 - a. 2015- 163 AP tests taken by Low Income students with a 57% pass rate (3 or higher)**
 - b. 2019- 909 AP tests taken by Low Income students with a 72% pass rate (3 or higher)**

- 5. As we continue to increase the number of exams and students participating in AP courses, our student passing rate has remained over 70% over the last 3 years. This percentage is over the state and global (national) average.**

- 6. The total number of students taking AP exams has risen by 20% over the last 5 years**
 - a. 2015- 434**
 - b. 2019- 541**

- 7. The total number of exams has risen by 21% over the last 5 years.**
 - a. 2015- 758**
 - b. 2019- 950**

- 8. Currently for the 2020 school year, the total number of AP exams being taken at WWHS is 1079.**

Accomplishments of Note



- Best Public High Schools in New York- #57 of 1,243
- #5 in Best Public High Schools in Suffolk County